

Ahimsa Industries Ltd.

102, Iscon Elegance, Nr. Shapath-5, Prahladnagar Junction,
S. G. Highway, Ahmedabad - 380 015 (INDIA).

T. +91 79 27445901 / 02

info@ahimsaind.com | ahimsagreenpet@gmail.com

CIN: Z25200GJ1996PLC028679

To,
National Stock Exchange of India Limited
Exchange Plaza,
Plot No. C/1, G Block
Bandra Kurla Complex, Bandra (East)
Mumbai-400051

NSE Scrip Symbol: AHIMSA

Dear Sir/ Madam


Subject: Unaudited Financial Results for the half year ended on 30th September, 2017 and Limited Review Report thereon as per Regulation 33 of SEBI (LODR) Regulations, 2015

This is to inform you that Board of Directors of the company considered and adopted the Unaudited Financial Results for the half year ended on 30th September, 2017 and Limited Review Report thereon in the Board Meeting held on 11th November, 2017.

As per the requirement of Regulation 33 of SEBI (Listing Obligation and Disclosure Requirements) Regulations, 2015 forwarding herewith Unaudited Financial Results for the half year ended on 30th September, 2017 and Limited Review Report

We request you to kindly take the above said information on record.

For Ahimsa Industries Limited


Ashutosh D. Gandhi
(Managing Director)
(DIN No. 00654563)



Date: 11/11/2017

Place: Ahmedabad


Part I

**ANNEXURE I Format for submission of Audited financial results by companies other than banks
Statement of Standalone Results for the half year ended 30th September,2017 of Ahimsa Industries Limited**

Amount in ₹

Particulars	6 months ended (30/09/2017)	Preceding 6 months ended on 31/03/2017	Corresponding 6 months of Previous year ended on 30/09/2016	Year to date figures for current period ended (31/03/2017)
	(Unaudited)	(Audited)	(Unaudited)	(Audited)
1. Income from Operations				
(a) Net Sales/Income from Operations (Net of excise duty)	62,40,95,809.96	38,85,77,044.19	20,42,51,809.66	59,28,28,853.85
(b) Other Operating Income	18,82,749.98	45,02,185.64	6,07,979.65	51,10,165.29
Total income from Operations (net)	62,59,78,559.94	39,30,79,229.83	20,48,59,789.31	59,79,39,019.14
2. Expenses				
(a) Cost of Materials consumed	8,25,04,987.53	12,94,02,171.95	4,52,33,444.27	17,46,35,616.22
(b) Purchase of stock-in-trade	51,08,52,110.45	21,93,65,471.03	12,05,70,499.24	33,99,35,970.27
(c) Changes in inventories of finished goods, work-in-progress and stock-in-trade	(61,78,686.02)	(70,06,364.12)	4,65,171.24	(65,41,192.88)
(d) Employee benefits expense	52,94,634.55	53,52,769.32	44,41,441.00	97,94,210.32
(e) Finance Expense	37,55,256.16	52,32,533.81	42,69,632.79	95,02,166.60
(f) Depreciation and amortisation expense	95,27,008.00	1,12,48,800.00	99,56,917.00	2,12,05,717.00
(g) Other expenses	1,83,70,711.23	1,80,17,709.65	1,06,24,397.87	2,86,42,107.52
Total Expenses	62,41,26,021.89	38,16,13,091.64	19,55,61,503.41	57,71,74,595.05
3. Profit / (Loss) before exceptional and extraordinary items ad tax (1 -2)	18,52,538.05	1,14,66,138.19	92,98,285.90	2,07,64,424.09
4. Exceptional Items	-	-	-	-
5. Profit / (Loss) before extraordinary items and tax (3 - 4)	18,52,538.05	1,14,66,138.19	92,98,285.90	2,07,64,424.09
6. Extraordinary items	-	-	-	-
7. Profit / (Loss) before tax (5 - 6)	18,52,538.05	1,14,66,138.19	92,98,285.90	2,07,64,424.09
8. Tax expense	(5,35,075.00)	(38,90,846.00)	(33,36,596.00)	(72,27,442.00)
Current Tax	(11,41,966.00)	(33,99,610.00)	(25,41,334.00)	(59,40,944.00)
Deferred Tax	6,06,891.00	(4,91,236.00)	(7,95,262.00)	(12,86,498.00)
9. Net Profit / (Loss) after tax (7-8)	13,17,463.05	75,75,292.19	59,61,689.90	1,35,36,982.09
10. Earnings Per Share				
Face Value of Rs.10/- each (not annualised):				
(a) Basic	0.24	1.38	1.09	2.47
(b) Diluted	0.24	1.38	1.09	2.47
See accompanying note to the Financial Results				

Shaher A. Gadhvi



Reporting of Segment wise Revenue, Results and Capital Employed along with the half yearly results of Ahimsa Industries Limited

Particulars	6 months ended 30/09/2017	Preceding 6 months ended 31/03/2017	Corresponding 6 months of Previous year ended on 30/09/2016	Year to date figures for Previous period ended 31/03/2017
	Unaudited	Audited	Unaudited	Audited
(Refer Notes Below)				
1. Segment Revenue				
(a) Segment –Plastic	108,117,101.07	180,092,633.93	78,522,191.20	258,614,825.13
(b) Segment – Textile	517,333,751.50	212,466,957.55	125,953,802.46	338,420,760.01
(c) Unallocated	527,707.37	519,638.35	383,795.65	903,434.00
Total	625,978,559.94	393,079,229.83	204,859,789.31	597,939,019.14
Less: Inter Segment Revenue	-	-	-	-
Net sales/Income From Operations	625,978,559.94	393,079,229.83	204,859,789.31	597,939,019.14
2. Segment Results (Profit)(+)/ Loss (-) before tax and interest from Each segment)#				
(a) Segment –Plastic	(3,490,641.84)	19,649,422.14	(2,734,748.86)	16,914,673.28
(b) Segment – Textile	8,570,728.68	(3,470,388.91)	15,918,872.32	12,448,483.41
(c) Unallocated	527,707.37	519,638.35	383,795.65	903,434.00
Total	5,607,794.21	16,698,671.58	13,567,919.11	30,266,590.69
Less: i) Interest	(3,755,256.16)	(5,232,533.81)	(4,269,632.79)	(9,502,166.60)
ii) Other Un-allocable Expenditure net of				
iii) Un-allocable income				
Total Profit Before Tax	1,852,538.05	11,466,137.77	9,298,286.32	20,764,424.09
Less:- Tax Expense				
(i) Provision for current tax	(1,141,966.00)	(3,399,610.00)	(2,541,334.00)	(5,940,944.00)
(ii) Provision for deferred tax	606,891.00	(491,236.00)	(795,262.00)	(1,286,498.00)
Total Profit after Tax	1,317,463.05	7,575,291.77	5,961,690.32	13,536,982.09
3. Capital Employed				
Segment Assets				
(a) Segment –Plastic	237,358,047.72	52,477,177.25	207,539,680.75	260,016,858.00
(b) Segment – Textile	190,361,299.09	48,248,665.49	56,233,688.60	104,482,354.09
(c) Unallocated	14,459,542.99	(1,801,928.31)	11,346,323.99	9,544,395.68
Total Assets	442,178,889.80	98,923,914.43	275,119,693.34	374,043,607.77
Segment Liability				
(a) Segment –Plastic	33,832,764.46	22,974,848.66	43,498,620.38	66,473,469.04
(b) Segment – Textile	187,609,899.54	73,967,911.49	16,198,758.73	90,166,670.22
(c) Unallocated	93,192,728.83	(6,745,826.06)	97,923,260.65	91,177,434.59
Total Liability	314,635,392.83	90,196,934.09	157,620,639.76	247,817,573.85
Net Capital Employed				
(Segment Assets - Segment Liability)				
(a) Segment –Plastic	203,525,283.26	29,502,328.59	164,041,060.37	193,543,388.96
(b) Segment – Textile	2,751,399.55	(25,719,246.00)	40,034,929.87	14,315,683.87
(c) Unallocated	(78,733,185.84)	4,943,897.75	(86,576,936.66)	(81,633,038.91)
Total Net Capital Employed	127,543,496.97	8,726,980.34	117,499,053.58	126,226,033.92


Notes:-

1. Segments have been identified in accordance with Accounting Standard(AS) 17 on Segment Reporting, considering the risk / return profiles of the business, their organizational structure and the internal reporting system. The above mentioned Segments are identified as identifiable as per reportable segment as it satisfied the relevant 10 % threshold.

2. Plastic Segment comprises of Pet,Preform,Cap,machinery,Die and Textile Segment consist of Trading in clothes.

3. Segment assets are recognized after deducting income tax Expense for the year and segment liabilities are recognized after deducting income tax liabilities for the year.

Shahri A. Gadhvi





Statement of Assets and Liabilities for Ahimsa Industries Limited

Amount in ₹

Standalone Statement of Assets and Liabilities	As at 30/09/2017	As at 31/03/2017*
Particulars		
À EQUITY AND LIABILITIES		
1 Shareholders' funds		
(a) Share capital	5,47,39,900.00	5,47,39,900.00
(b) Reserves and surplus	7,28,03,596.97	7,14,86,133.92
(c) Money received against share warrants		
Sub-total - Shareholders' funds	12,75,43,496.97	12,62,26,033.92
2. Share application money pending allotment		
3. Non-current liabilities		
(a) Long-term borrowings	1,51,78,270.33	2,14,42,425.00
(b) Deferred tax liabilities (net)	-	-
(c) Other long-term liabilities	-	-
(d) Long-term provisions	-	-
Sub-total - Non-current liabilities	1,51,78,270.33	2,14,42,425.00
4. Current liabilities		
(a) Short-term borrowings	7,80,14,458.50	6,81,77,279.59
(b) Trade payables	22,17,87,115.26	15,49,09,009.18
(c) Other current liabilities	74,71,620.35	31,45,020.31
(d) Short-term provisions	9,13,984.55	18,26,952.00
Sub-total - Current liabilities	30,81,87,178.66	22,80,58,261.08
TOTAL - EQUITY AND LIABILITIES	45,09,08,945.96	37,57,26,720.00
B ASSETS		
1. Non-current assets		
(a) Fixed assets		
(i) Tangible Assets	10,74,90,708.87	11,63,06,411.57
(ii) Intangible Assets		
(iii) Capital Work in Progress		
(iv) Intangible Asset under Development		
(b) Non-current investments	-	-
(c) Deferred tax assets (net)	29,98,576.00	23,91,685.00
(d) Long-term loans and advances	1,24,65,477.74	34,21,278.99
(e) Other non-current assets	-	-
Sub-total - Non-current assets	12,29,54,762.61	12,21,19,375.56
2 Current assets		
(a) Current investments	-	-
(b) Inventories	7,39,85,890.99	5,27,09,918.00
(c) Trade receivables	23,72,11,929.99	17,59,65,370.91
(d) Cash and cash equivalents	1,35,85,021.71	1,66,33,775.54
(e) Short-term loans and advances	55,640.00	76,141.00
(f) Other current assets	31,15,700.66	82,22,138.99
Sub-total - Current assets	32,79,54,183.35	25,36,07,344.44
Total -Assets	45,09,08,945.96	37,57,26,720.00


* Previous Year's figures have been regrouped / reclassified wherever necessary to correspond with current year's classification / disclosure.





Notes:


1. The financial results were reviewed by the Audit Committee and approved by Board of Directors in their meeting held on November 11th, 2017.
2. There were no investor Complaints received / pending as on 30-09-2017.
3. Figures of previous period/year have been regrouped/recast wherever necessary to make the Financial Statements comparable.
4. During the Period the company has not issued any kind of Shares.
5. During the period, the valuation of closing stock has been carried out at Cost or Net Realizable Value whichever is lower.
6. Income tax expense has been recognized in each Interim Period based on the best estimates of the weighted average annual effective tax rate as estimated by management.
7. Deferred Tax has been recognized in each Interim Period on the estimates made by management.
8. During the year under review company has made a claim for Interest Subsidy, which has been credited to respective Term Loan Interest.

For, Ahimsa Industries Limited


Ashutosh D Gandhi
Managing Director
DIN:00654583




Sneha A Gandhi
Whole time Director
DIN:00654675



Date: November 11th, 2017
Place: Ahmedabad



Mistry & Shah
Chartered Accountants

Limited Review Report of Ahimsa Industries Limited

Review Report
To,
The Board of Directors,
Ahimsa Industries Limited,

We have reviewed the accompanying statement of unaudited financial results of Ahimsa Industries Limited for the half year ended 30th September, 2017. This statement is the responsibility of the Company's Management and has been approved by the Board of Directors. Our responsibility is to issue a report on these financial statements based on our review.

We conducted our review in accordance with the Standard on Review Engagement (SRE) 2400, Engagements to Review Financial Statements issued by the Institute of Chartered Accountants of India. This standard requires that we plan and perform the review to obtain moderate assurance as to whether the financial statements are free of material misstatement. A review is limited primarily to inquiries of company personnel and analytical procedures applied to financial data and thus provide less assurance than an audit. We have not performed an audit and accordingly, we do not express an audit opinion.

Based on our review conducted as above, nothing has come to our attention that causes us to believe that the accompanying statement of unaudited financial results prepared in accordance with applicable accounting standards and other recognized accounting practices and policies has not disclosed the information required to be disclosed in terms of Regulation 33 of the SEBI (Listing Obligations and Disclosure Requirements) Regulations, 2015 including the manner in which it is to be disclosed, or that it contains any material misstatement.

For Mistry and Shah
Chartered Accountants
F.R.N: - 122702W



Krunal Shah

Partner
M.NO. 144596

Date: November 11th, 2017
Place: Ahmedabad